
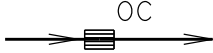
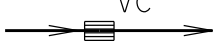

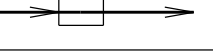


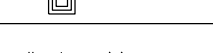
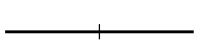
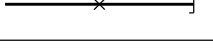







SYMBOL	DESCRIPTION
<u>CI</u>	CAST IRON
<u>CMP</u>	CORRUGATED METAL PIPE
<u>(HD)PE</u>	(HIGH DENSITY) POLYETHYLENE
<u>PVC</u>	POLYVINYL CHLORIDE
<u>CON</u>	CONCRETE
<u>AC</u>	ASBESTOS CEMENT
<u>ST</u>	STEEL
<u>VCT</u>	VITRIFIED CLAY TILE
<u>BRICK</u>	BRICK
<u>CON CYL</u>	CONCRETE CYLINDER PIPE
<u>PE LOC</u>	PE LOC
<u>FM</u>	FORCE MAIN
<u>SYP</u>	SYPHON
<u>CIP SL</u>	CURED-IN-PLACE (Insituform) SLIP LINER
<u>TL</u>	TUNNEL LINER
<u>CIP</u>	CURED-IN-PLACE (Insituform) LINER
<u>W x H DCT</u>	WIDTH x HEIGHT DUCT
<u>W x H LO HED</u>	WIDTH x HEIGHT LO HED PIPE
<u>AB</u>	ABANDONED UTILITY/MANHOLE
⊙	MANHOLE 1-199 - MANHOLE #
⊙ TMH	TEST MANHOLE 201-299 - TEST MANHOLE #
⊙ AO	ACCESS OPENING MANHOLE
⊙ AR	AIR RELEASE MANHOLE
⊙ D	DIVERSION MANHOLE
⊙ M	METERING MANHOLE
⊙ MO	MONITORING MANHOLE
⊙ PUMP	PUMP MANHOLE
⊙ V	VALVE IN MANHOLE
⊙ VO	VORTEX MANHOLE
⊙ S DUMP	SEPTIC TANK DUMPING MANHOLE
⊙ F	FLAGGED MANHOLE
⊙ S	SEALED MANHOLE
⊙ SG	SAFETY GRATE MANHOLE
⊙ PA	PARSON INSERT MANHOLE
⊙ PL	PADLOCKED MANHOLE
⊙ CO	MANHOLE WITH CLEAN OUT
⊙ PP	MANHOLE C/W PLASTIC PLUG
⊙ CF	MANHOLE C/W CHARCOAL FILTER

SYMBOL	DESCRIPTION
 IC	INLET CHAMBER
 OC	OUTLET CHAMBER
 VC	VALVE CHAMBER
 FU	FILTRATION UNIT
 LS	LIFT STATION
 S TANK	SEPTIC TANK
 CO	CLEAN OUT
 T	TEST POINT
 #-kg-X-yr-mo	ANODE
	TRANSITION POINT
	VALVE AND END CAP
	THRUST BLOCK
	HIGH POINT
	PRIVATE AREA
	CITY LIMITS

## SAN 1:4000 LEGEND INDEX

ISC: Unrestricted

REVISED  
22 02 15

4000book\_cl.dgn