

RDA MD 12X12 NA - Fixed Base Model

RDA TMD 12X12 NA - Travel Car Model

Medium Duty 12 ft x 12 ft Manipulators

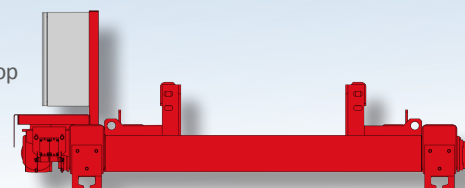
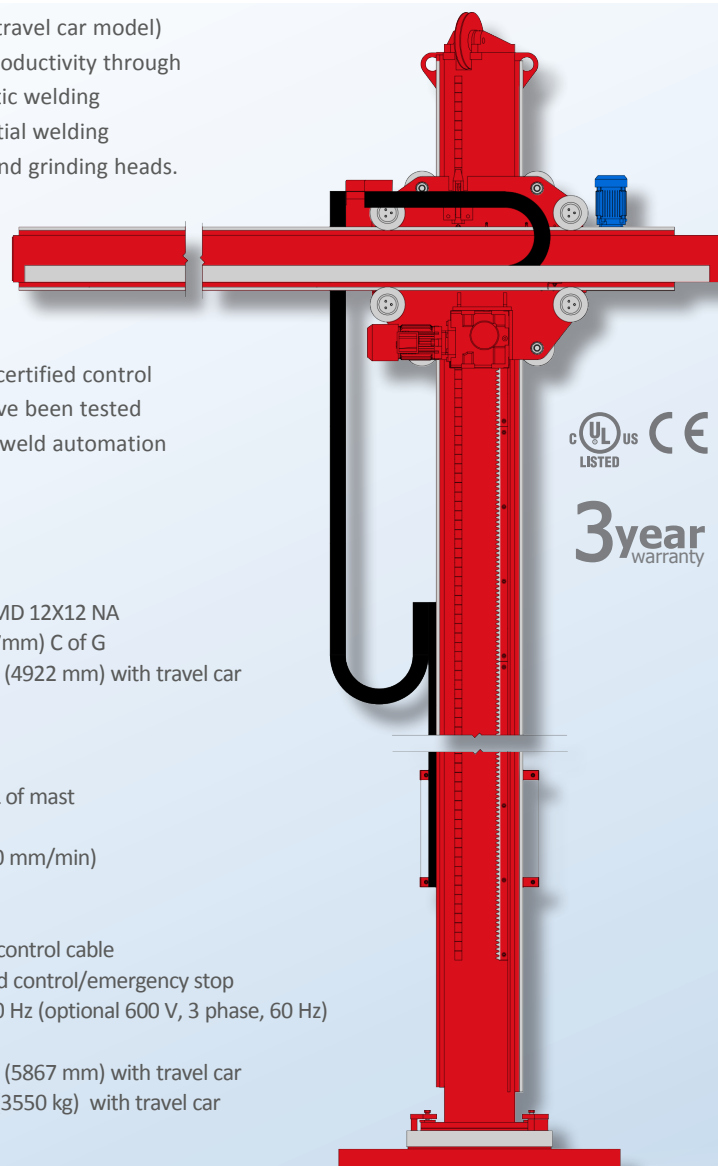
RDA MD 12X12 NA (fixed base model) and RDA TMD 12X12 NA (travel car model) manipulators provide excellent welding results with maximum productivity through consistent and accurate placement of welding heads for automatic welding processes including inside, outside, longitudinal and circumferential welding applications and can also be used in conjunction with polishing and grinding heads. Structural steel with continuously welded roundways along with rack and pinion driven movement provide enhanced durability and extended overhaul intervals. Operated via 7 function push button pendant control with separate 5 function pendant control for use with travel car model.

Safety features include an integrated anti-fall device and UL /CE certified control boxes with IP65-rated enclosures. All Red-D-Arc manipulators have been tested and certified by UL to establish safe working loads - a first in the weld automation industry.

Specifications

Model	RDA MD 12X12 NA / RDA TMD 12X12 NA
Maximum Load	500 lb (227 kg) @ 18 in (457mm) C of G
Max. Height Under Ram	185 in (4700 mm) / 193.8 in (4922 mm) with travel car
Vertical Ram Travel	157.5 in (4000 mm)
Vertical Ram Speed	78.7 in/min (2000 mm/min)
Lift Motor	0.75 kW with break
Max. Horizontal Extension	182.5 in (4635 mm) from CL of mast
Horizontal Ram Travel	157.5 in (4000 mm)
Horizontal Ram Speed	3.9 - 78.7 in/min (100 - 2000 mm/min)
Ram Motor	0.37 kW
Rotation	Manual 360°, lockable
Control	Push button pendant, 50 ft control cable
Control Functions	Up/down/in/stop/out/speed control/emergency stop
Primary Input Power	380 to 480 V, 3 phase, 50/60 Hz (optional 600 V, 3 phase, 60 Hz)
Input Current at Rated Load	6.1 A
Overall Height	222.2 in (5644 mm) / 231 in (5867 mm) with travel car
Weight	6173 lb (2800 kg) / 7826 lb (3550 kg) with travel car
Control Box Ingress Protection Rating	IP65
Control Box Electrical Certification	UL508
Loading Capacity Certification	UL2011

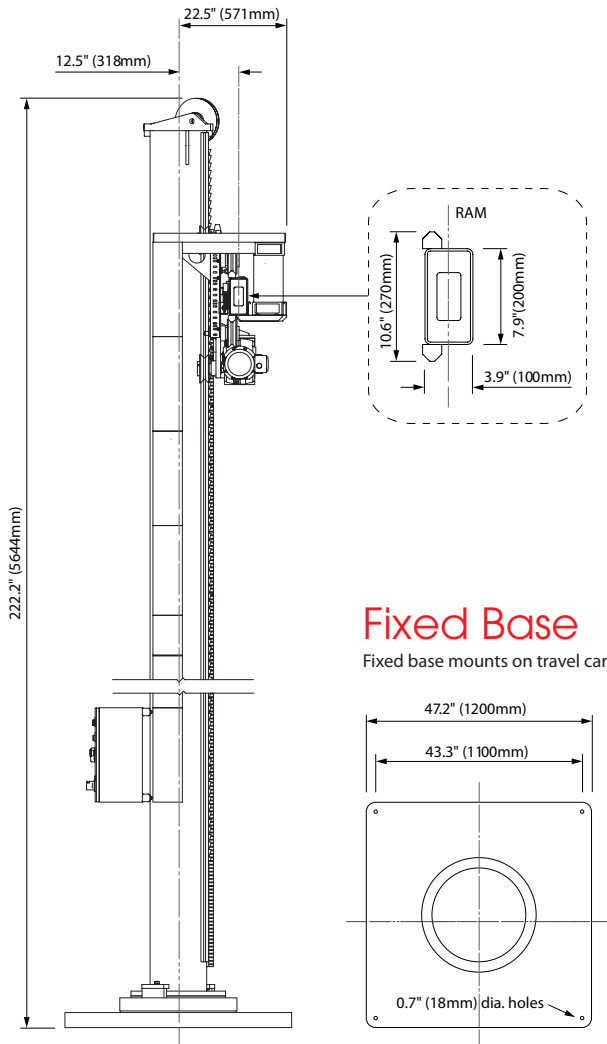
RDA TMD 12X12 NA (Travel car model)	Travel car can be ordered separately
Travel Car Control	Push button pendant, 26 ft (8 m) control cable
Control Functions	Forward/stop/reverse/speed control/emergency stop
Travel Speed	3.9 - 78.7 in/min (100 - 2000 mm/min)
Input Power	110 V, 1 phase, 50/60 Hz
Rail Gauge	56 ½ in gauge for 90 lb or 85 lb A.S.C.E. and A.R.A.-A rail



Red-D-Arc Welderentals, an Airgas company, rents and sells welding and weld-positioning equipment - around the world.

RDA MD 12X12 NA - Fixed Base Model
RDA TMD 12X12 NA - Travel Car Model

Medium Duty 12 ft x 12 ft
Manipulators



Fixed Base
Fixed base mounts on travel car

Travel Car

