


# Oil Change Procedure For The MTD TZ-350F

***TUFF TORQ***

SERVICE DEPARTMENT

SERVICE TECHS



# Oil Change

## *When & How*

Oil change is set for the initial 50 hours and for every 250 hours after that.

TZ-350F Oil Change Kit comes with:

1. Vent Valve 187T0124250
2. Drain Bolt and Washer Seal kit 1A632099320
1. 3 Liter bottle of our Tuff Tech Oil 187Q0899000

187Q1699300 is the part number  
order 2, one for each side.



# The Oil Change *Procedure*

Remove Dip Stick (187P0113190)



Remove Drain Bolt [14mm] (1A632099320)  
Let the oil drain




## The Oil Change Procedure

Put new Seal Washer and new Drain Bolt (1A632099320) together and tighten to 15-18 ft-lbs



Make sure not to put the bypass arm in bypass mode while the fluid is drained out of the unit.



Away from the axle is bypass off.

## The Oil Change Procedure

Clean the Dipstick pocket



Fill with 1.85 liters of Tuff Tech Oil




Tighten Dipstick (187P0113190) to 3 ft-lb



**If the transaxle is sluggish after refill it may need the air purge procedure done to remove any air trapped in the system.**

**AIR PURGING PROCEDURE:**

1. Check oil level
2. Place the vehicle's drive axles on jack stands keeping the wheels off the floor
3. Start engine and operate at low idle speed
4. Repeat opening and closing the bypass valve on both transmissions alternatingly operating the forward and reverse control levers
5. When wheels start to move increase engine speed
6. Repeat quick starts and panic stops until transaxles give full response
7. Remove jack stands and place the vehicles wheels on the floor
8. Recheck the oil level via dipsticks and fill if needed

The background is a solid blue color. On the right side, there are faint, stylized graphics of interlocking gears and a large, thick, curved line that sweeps from the bottom right towards the center.

*“Our mission is to provide a secure future for our employees, benefit the community and the environment while providing our customers the highest value off-highway powertrain solutions in the world.”*

# Oil Change Procedure For The MTD TZ-350F

Thank you

***TUFF TORQ***

SERVICE DEPARTMENT

SERVICE TECHS

