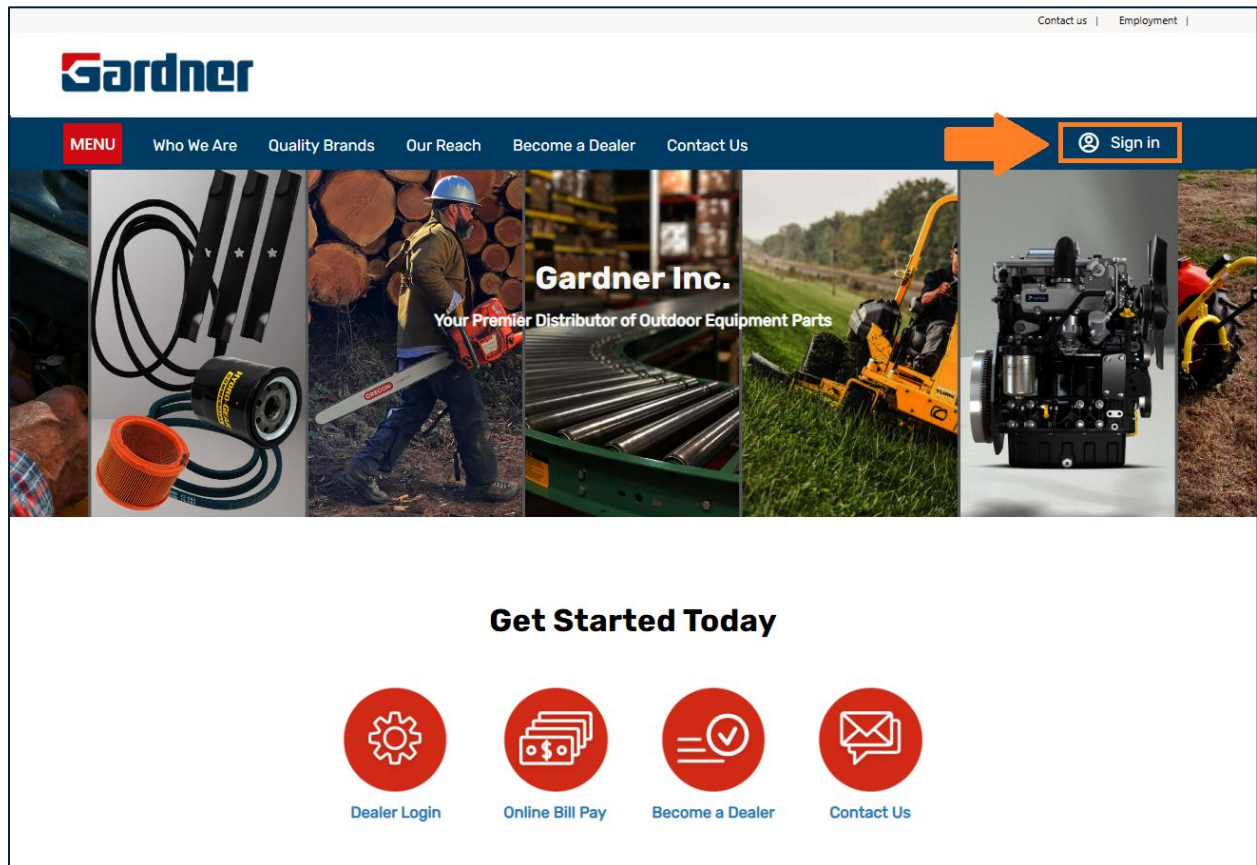




Website Log In & Password Reset

First go to the website URL www.gardnerinc.com

Next, click on the **'Sign in'** link



On the Sign In page, enter the email address for the login and the password.

And click on **'Sign In'**.

Gardner

Sign in

If you can't sign in, please use the forgotten password function below. If you need further support please email websitesupport@gardnerinc.com with your account number for assistance.

Email address *

Password *

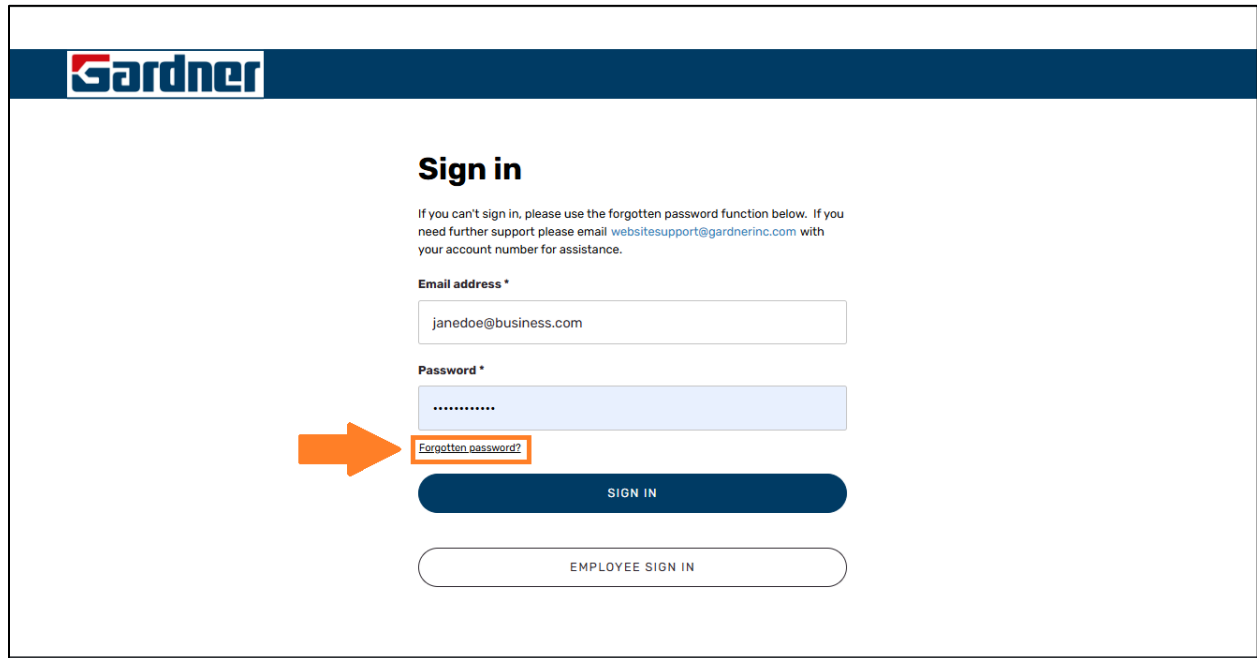
[Forgotten password?](#)

SIGN IN

EMPLOYEE SIGN IN

You will be logged into the website. See below for password reset and help instructions.

If you forget your password or would like to change your password, click on the “**Forgotten password?**” link.



Gardner

Sign in

If you can't sign in, please use the forgotten password function below. If you need further support please email websitesupport@gardnerinc.com with your account number for assistance.

Email address *

Password *

[Forgotten password?](#)

SIGN IN

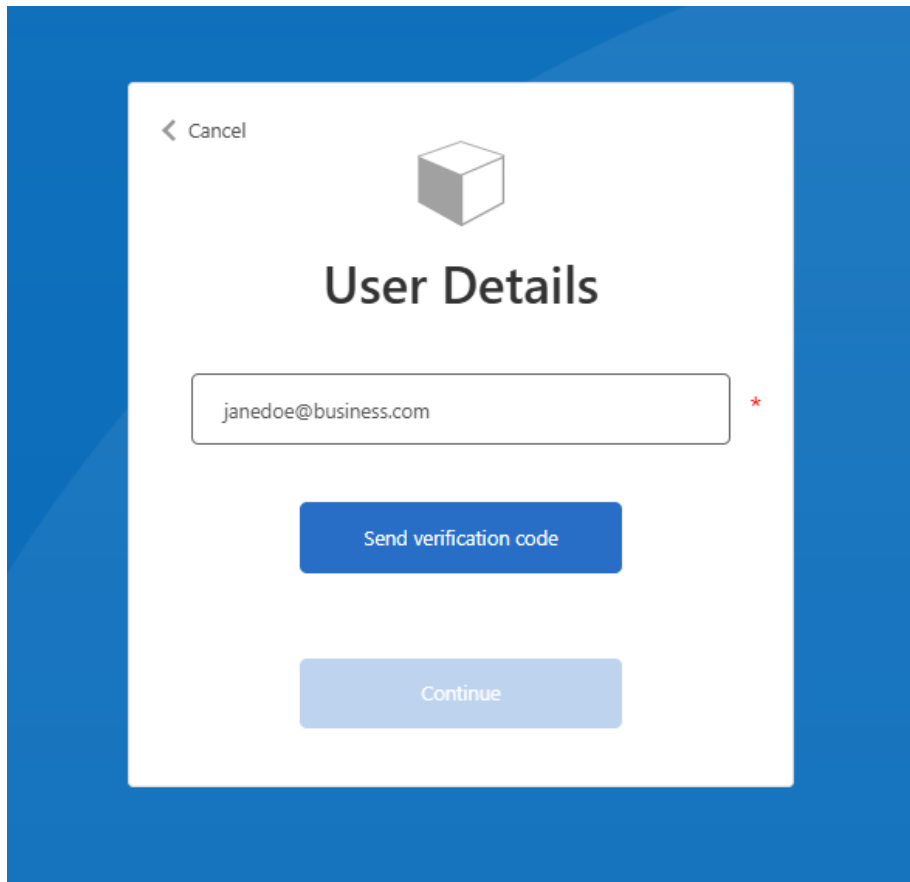
EMPLOYEE SIGN IN

You will be prompted to enter your email address login ID for the account.


Use the full email address + account number for the login if there is an account number in your login. ex. janedoe+123456@business.com

Not all email logins have an account number in it.

Click on **'Send verification code'**



< Cancel



User Details

 *

Send verification code

Continue

You will receive an email similar to this with a verification code. Note that the code expires in a few minutes.

From: **Microsoft on behalf of adb2c-gardner-b2b-prod** <msonlineservicesteam@microsoftonline.com>
Date: Thu, Nov 6, 2025 at 11:40 AM
Subject: adb2c-gardner-b2b-prod account email verification code
To: <[REDACTED]>

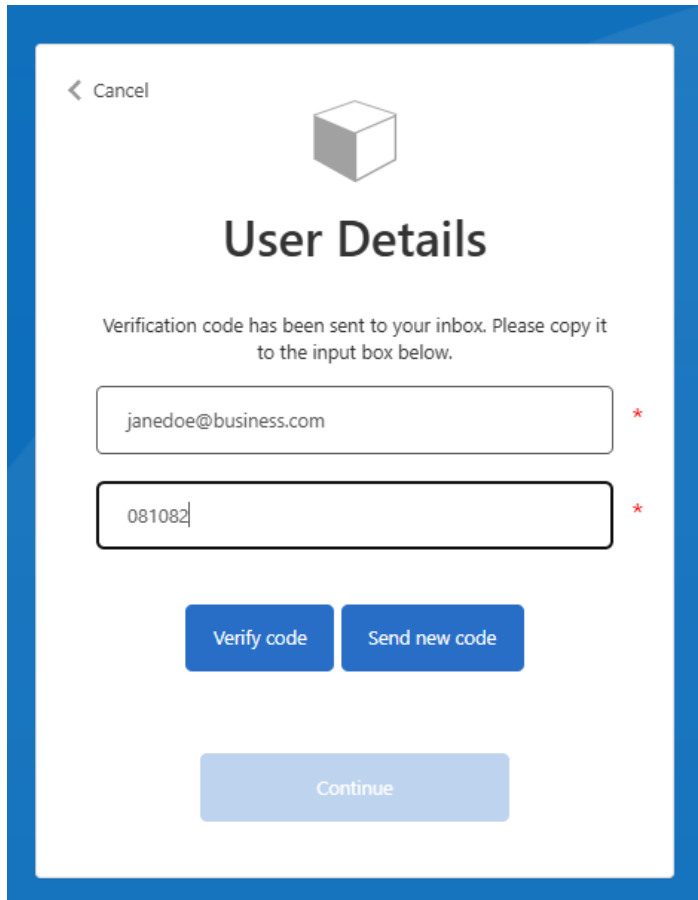
Verify your email address

Thanks for verifying your [REDACTED] account!

Your code is: 081082


Sincerely,
adb2c-gardner-b2b-prod

Enter the verification code and click on **'Verify code'**



A mobile application screen titled "User Details" for verification. It features a blue border and a white background. At the top left is a "Cancel" button with a back arrow. Below it is a 3D cube icon. The title "User Details" is centered. A message states: "Verification code has been sent to your inbox. Please copy it to the input box below." There are two input fields: the first contains "janedoe@business.com" and the second contains "081082". Both fields have a red asterisk to their right. Below the fields are two blue buttons: "Verify code" and "Send new code". At the bottom is a light blue "Continue" button.

< Cancel



User Details

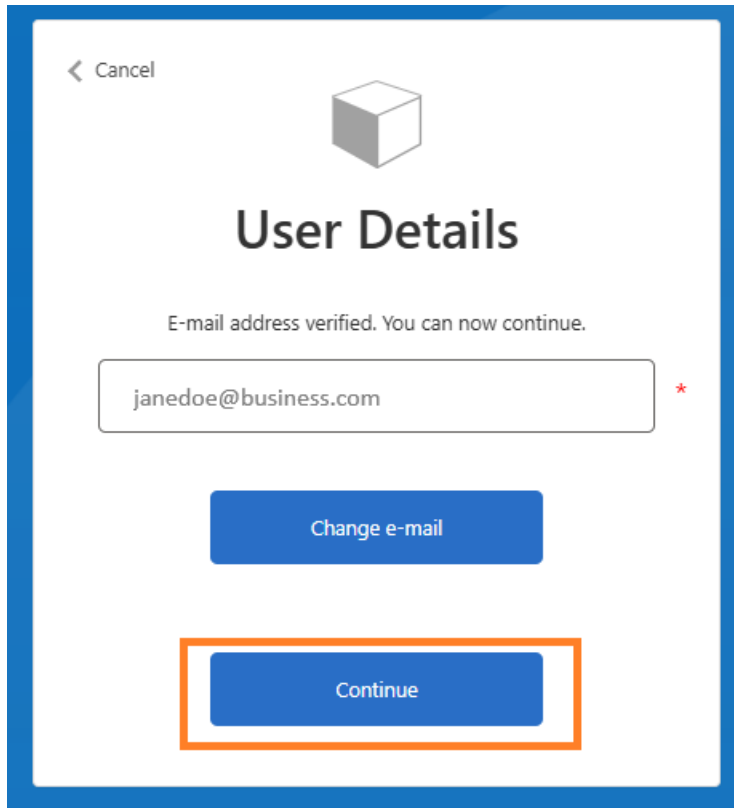
Verification code has been sent to your inbox. Please copy it to the input box below.

 * *

Verify code Send new code

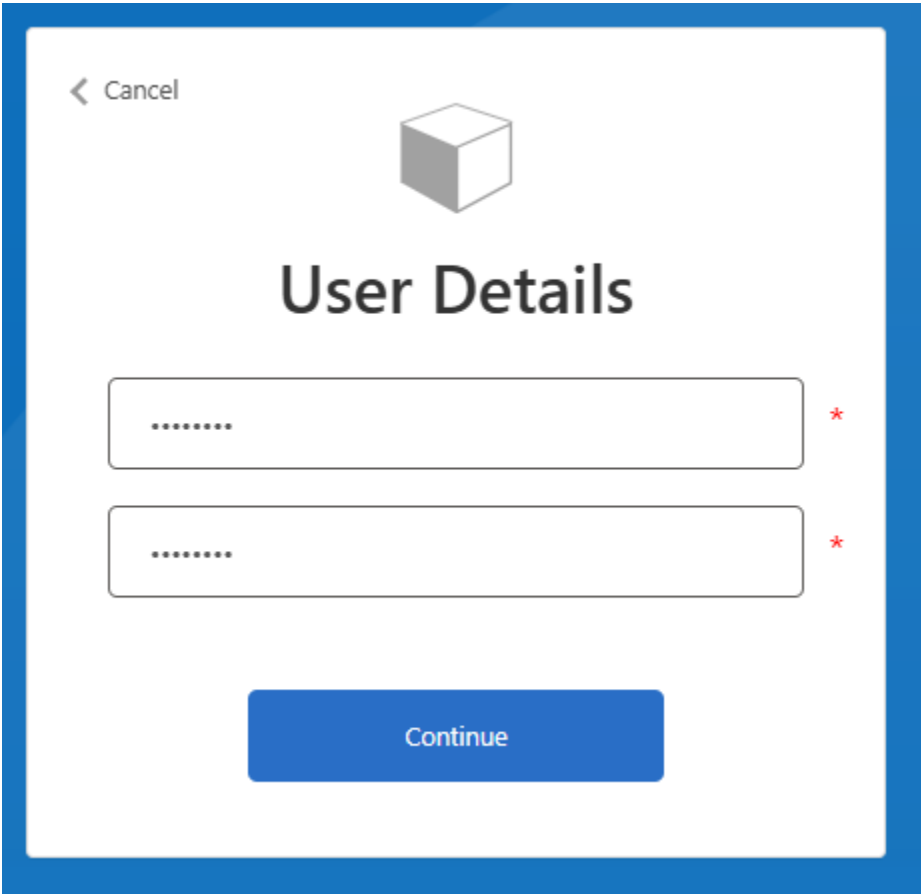
Continue

Click on '**Continue**' to change your password.



The image shows a mobile application screen titled "User Details". At the top left, there is a back arrow and the text "Cancel". In the center, there is a 3D cube icon. Below the icon, the title "User Details" is displayed in a large, bold font. Underneath the title, a message reads "E-mail address verified. You can now continue." Below this message is a text input field containing the email address "janedoe@business.com". To the right of the input field, there is a small red asterisk. Below the input field, there are two blue buttons: "Change e-mail" and "Continue". The "Continue" button is highlighted with an orange rectangular border.

Enter and re-type a password that meets the requirements that will be prompted.



The image shows a mobile application screen titled "User Details". At the top left, there is a back arrow and the text "Cancel". In the center, there is a 3D cube icon. Below the icon, the title "User Details" is displayed in a large, bold font. There are two input fields for passwords, each containing seven dots and a red asterisk to its right. At the bottom center, there is a blue button with the text "Continue".

After you change your password, you will be prompted to log in with the new password.

Gardner

Sign in

If you can't sign in, please use the forgotten password function below. If you need further support please email websitesupport@gardnerinc.com with your account number for assistance.

Email address *

Password *

[Forgotten password?](#)

SIGN IN

EMPLOYEE SIGN IN

If you are still having trouble logging into the website, please email Website Support for assistance. websitesupport@gardnerinc.com